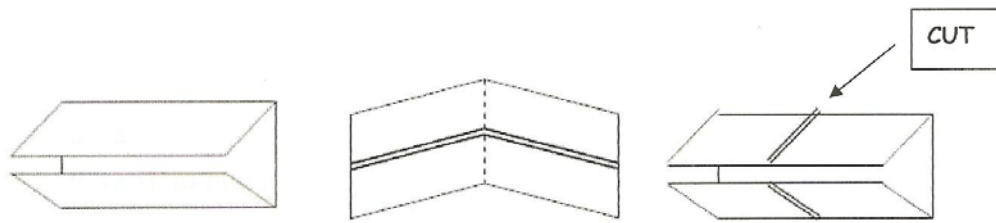


# MACROMOLECULE FOLDABLE

Fold and cut a piece of paper as shown below to make 4 tabs.



## FRONT SIDE OF TABS:

### Tab A

1. Label the tab **PROTEIN**
2. Sketch and color an **AMINO ACID**

### TAB B

1. Label the tab **CARBOHYDRATE**
2. Sketch and color a molecule of **GLUCOSE**

### TAB C

1. Label the tab **LIPID**
2. Sketch and label a **TRIGLYCERIDE**

### TAB D

1. Label the tab **NUCLEIC ACID**
2. Sketch and color a **NUCLEOTIDE**

## BACK SIDE OF TABS;

### TAB A

1. Give **4** **FUNCTIONS OF PROTEINS**
2. List **2** **EXAMPLES OF PROTEINS**

### **TAB B**

1. Give **2** FUNCTIONS OF CARBOHYDRATES
2. List **4** EXAMPLES OF CARBOHYDRATES

### **TAB C**

1. Give **2** FUNCTIONS OF LIPIDS
2. List **4** EXAMPLES OF LIPIDS

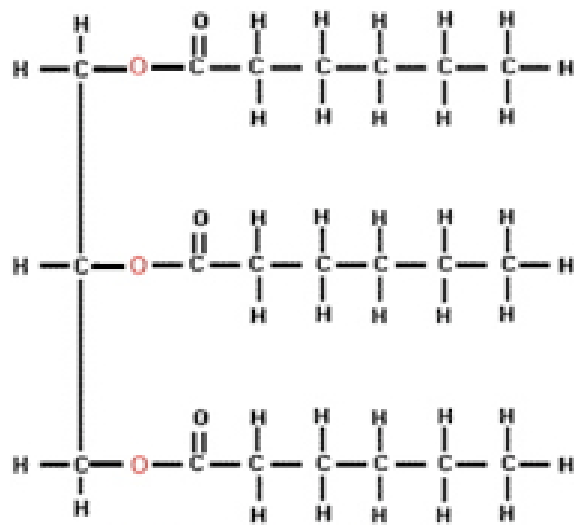
### **TAB D**

1. Give **2** FUNCTIONS FOR NUCLEIC ACIDS
2. List **2** EXAMPLES OF NUCLEIC ACIDS

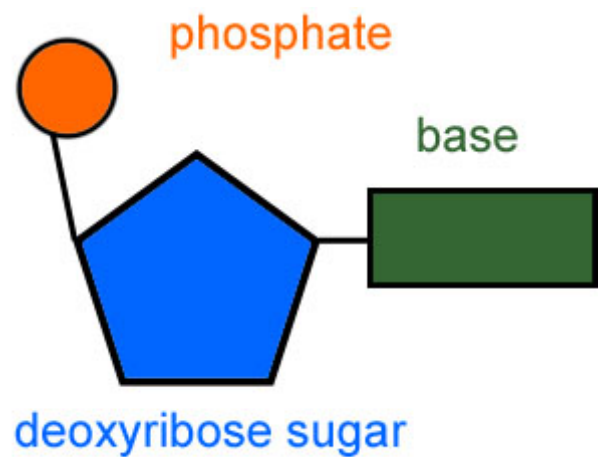
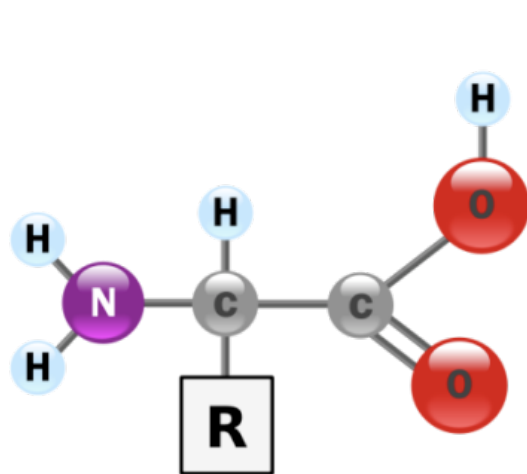
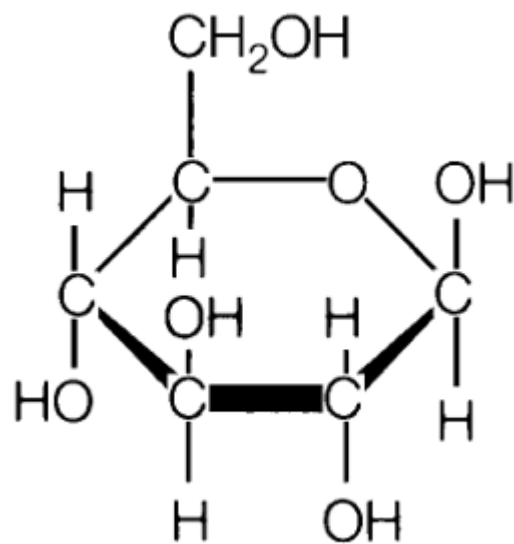
**ON THE INSIDE CENTER SECTION,** center and write the word  
MACROMOLECULE

1. Write the terms CONDENSATION and HYDROLYSIS and define them.
2. Draw the condensation reaction for joining 2 amino acids to form a dipeptide.

**ON THE BACK OF THE FOLDABLE,** write your NAME and PERIOD.



Triglyceride Molecule



© scienceaid.co.uk

